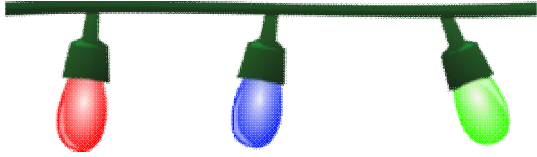


1



Christmas Lights Color
Match

2



Make a Paper Plate
Angel

3



Snowman Dice Game

4



Alphabet Book

5




Make a Snowman
Ornament

6



Christmas Puzzles

7




Christmas Lights
Coloring

8




Marshmallow Trees

9



Make a Bauble
Ornament


10



ABC


Alphabet Game

11



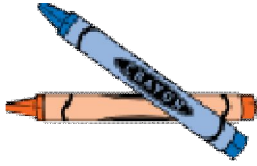
Christmas Tree Craft

12



Santa Dice Game

13



Color the Shapes
Snowman

14



Candy Cane
Ornament

15




Christmas Puzzles

16



Handprint Reindeer
Ornament

17



Same/Different
Sorting

18



Roll a Snowman

19



Ice Cream Cone Trees

20



ABC

Candy Cane Letter
Puzzles

21




Christmas Tree Craft

22



Action Cards

23



Small, Medium, Large
Sort

24



Reindeer Food

25



Merry Christmas!



2011 Activity Advent Countdown

Brought to you by [The Activity Mom](#)

1. [Christmas Lights Color Pom Pom Matching](#) (scroll down)
2. Make a [Paper Plate Angel](#)
3. [Snowman Dice Game](#)
4. [Christmas Alphabet Book](#)
5. Make a [Snowman Ornament](#)
6. [Christmas Picture Puzzles](#) (scroll down)
7. [Christmas Lights Coloring](#)
8. [Marshmallow Trees](#)
9. Make a [Christmas Bauble Ornament](#)
10. [Christmas Alphabet Game](#)
11. [Cone Christmas Tree Craft](#)
12. [Santa Dice Game](#)
13. [Color the Shapes Snowman](#)
14. [Candy Cane Ornament](#)
15. [Christmas Puzzles](#)
16. Make a [Handprint Reindeer Ornament](#)
17. [Same/Different Christmas Sort](#)
18. [Roll a Snowman](#)
19. [Ice Cream Cone Trees](#)
20. [Candy Cane Letter Puzzles](#)
21. [Paper Christmas Tree Craft](#)
22. [Christmas Action Cards](#)
23. [Small, Medium, Large Sort](#)
24. [Reindeer Food](#)
25. Merry Christmas!

Materials List

Materials by Day:

- Day 1 – printable, pom poms
- Day 2 – paper plate, markers, glitter or stickers (optional)
- Day 3 – printables, cotton balls
- Day 4 – printable book
- Day 5 – craft foam, felt, buttons (3), craft stick, white paint (optional), small piece of ribbon
- Day 6 – printable
- Day 7 – printable, crayons/markers
- Day 8 – mini marshmallows, construction paper
- Day 9 – paper, paint, scissors, glue, ribbon
- Day 10 – printable
- Day 11 – construction paper, scissors, glue/tape, stickers or embellishments
- Day 12 – printable, dice
- Day 13 – printable, crayons/markers
- Day 14 – craft foam (red), buttons, ribbon or pipe cleaner
- Day 15 – printable
- Day 16 – cardstock, googly eye, pipe cleaner, ribbon, glitter or marker
- Day 17 – printable
- Day 18 – printable, dice, crayons
- Day 19 – sugar cone, frosting, mini m&ms or other candy
- Day 20 - printable
- Day 21 – construction paper, glue
- Day 22 - printable
- Day 23 - printable
- Day 24 – oatmeal, glitter

Materials List:

Craft foam (orange, black, red)
stickers
Craft stick
Pipe cleaner
Googly eye
Buttons
Ribbon
Scissors
Glue
Paint
Glitter

Printables

Pom poms (red, orange, yellow,
green, blue, purple)
Paper plate
Sugar cone
Frosting
Mini m&ms or other candy
Markers/crayons/paint
Cotton balls
Dice
Construction paper
Cardstock
Oatmeal

Resources:

[Tons of Fun](#)

[Nurture Store](#)

[Making Learning Fun](#)

[Tip Junkie](#)

[A Day of Wonders](#)

[The Activity Mom](#)

[Red Ted Art](#)

[Busy Bee Kids Crafts](#)

[1+1+1=1](#)

[Ramblings of a Crazy Woman](#)

[Kids Stuff World](#)

[Teaching Heart Blog](#)

[Oopsey Daisy](#)

[Elsie Marley](#)